


DOTS



Dot pictures are fun. Squeeze out a small blob of paint onto your palette.



Dip the end of a pen into some paint.




Dot the end of the pen onto paper.



Keep making dots to make any shape or pattern you want.


FLOWERS




Choose a colour and add the paint to the end of a piece of card.



Print onto a piece of paper around a middle point.



Print evenly on each side.

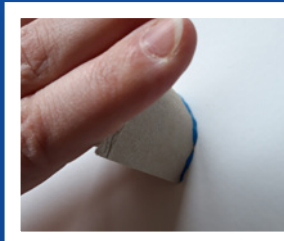


Use different colours and lengths of card.

SWIRLS



Curl some card and add some paint.



Press the painted end firmly onto the paper.



Print ...



... and keep printing